


# Infraestructura del Futuro: Posición de Latinoamérica y Venezuela en la nueva etapa

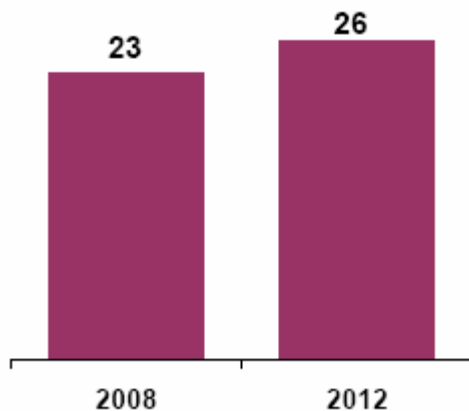
---



Judith Gil  
GG IDC de Venezuela  
[jgil@idc.com.ve](mailto:jgil@idc.com.ve)

# Crecimiento de TI día a día y el impacto para los CIOs

## WW Growth 2008-2012



1.1X

IT Staff (000)

Servers (M)

Mobile Internet  
Users (M)

Non  
Traditional  
Devices (M)

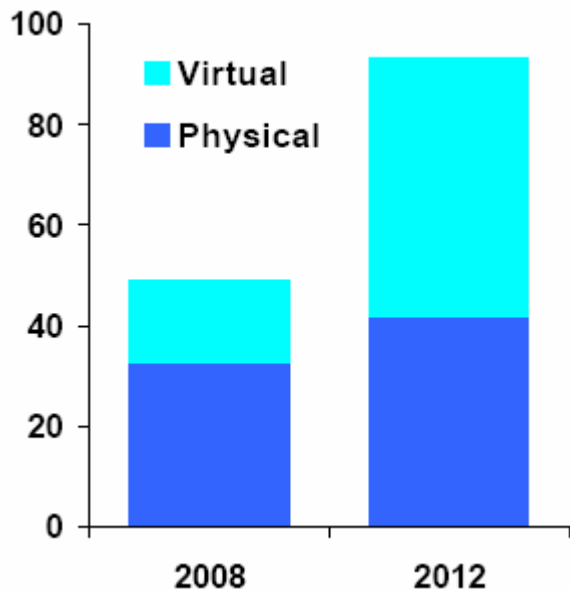
Information  
(EB)

User  
Interactions (B  
per Day)


Note: 1.1X means IT staff will grow 1.1 times in 4 years

# Crecimiento de TI día a día y el impacto para los CIOs

## WW Growth 2008-2012



1.1X



1.9X

IT Staff (000)

Servers (M)

Mobile Internet Users (M)

Non Traditional Devices (M)

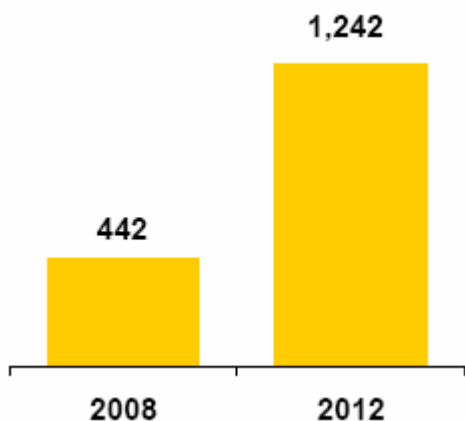
Information (EB)

User Interactions (B per Day)

Note: 1.9X means virtual servers will grow 1.9 times in 4 years


# Crecimiento de TI día a día y el impacto para los CIOs

## WW Growth 2008-2012



1.1X

IT Staff (000)



1.9X

Servers (M)



3.0X

Mobile Internet Users (M)

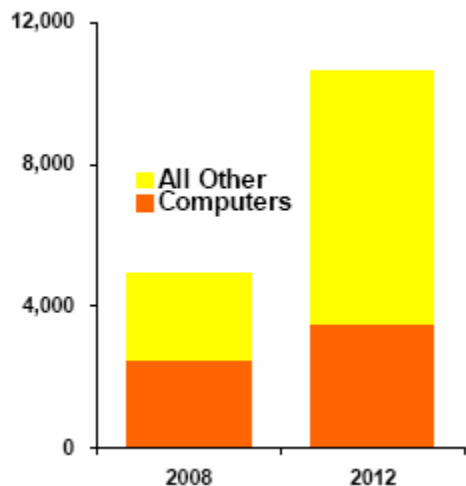
Non Traditional Devices (M)

Information (EB)

User Interactions (B per Day)

Nota: 3.0X means mobile internet users will grow 3 times in 4 years

# Crecimiento de TI día a día y el impacto para los CIOs




**WW Growth 2008-2012**



1.1X

IT Staff (000)



1.9X

Servers (M)



3.0X

Mobile Internet Users (M)



3.6X

Non Traditional Devices (M)

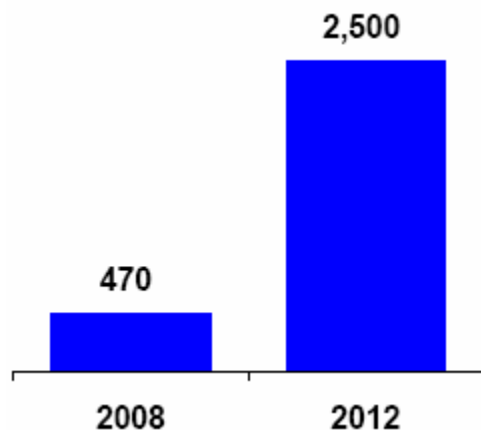
Information (EB)

User Interactions (B per Day)

Nota: 3.6X means non traditional devices will grow 3.6 times in 4 years


# Crecimiento de TI día a día y el impacto para los CIOs

## WW Growth 2008-2012



1.1X

IT Staff (000)



1.9X

Servers (M)



3.0X

Mobile Internet Users (M)



3.6X

Non Traditional Devices (M)



4.5X

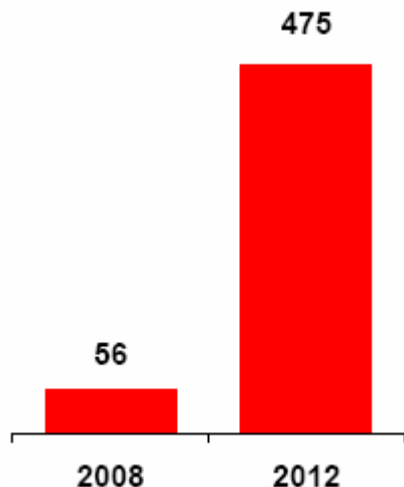
Information (EB)

User Interactions (B per Day)

Note: 4.5X means information captured, created and store will grow 4.5 times in 4 years


# Crecimiento de TI día a día y el impacto para los CIOs

## WW Growth 2008-2012



1.1X

IT Staff (000)



1.9X

Servers (M)



3.0X

Mobile Internet Users (M)



3.6X

Non Traditional Devices (M)



4.5X

Information (EB)



8.4X

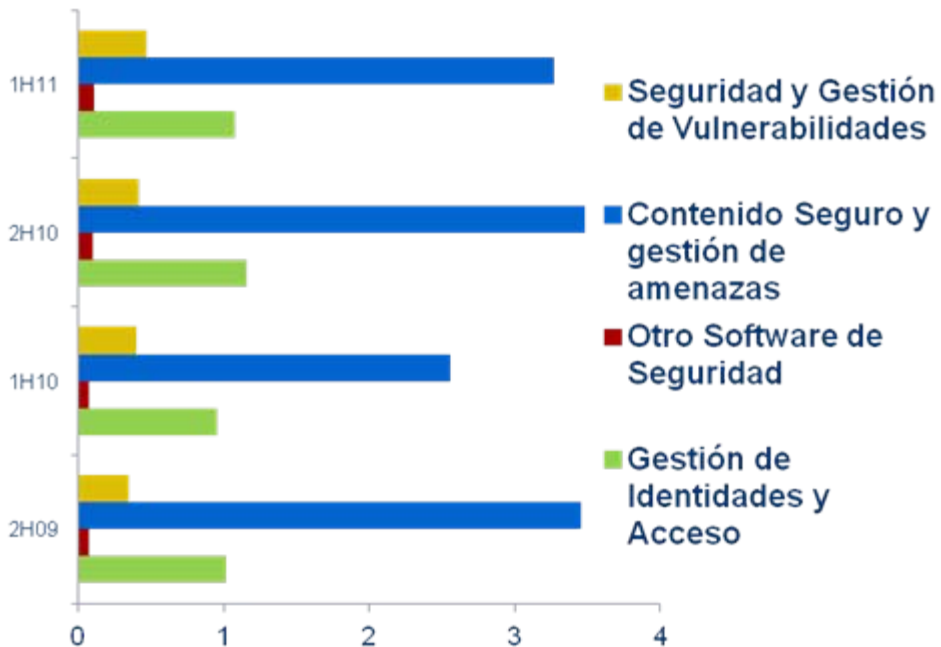
User Interactions (B per Day)

Note: 8.4X means User interactions per day will grow 8.4 times in 4 years

- Menos del 10% de las compañías tienen sistemas integrados de seguridad, pero el 66% están interesados en adquirir soluciones integradas de Seguridad, Storage, y systems network.
- 4 de 10 compañías no desconectan el acceso a la red, cuando se encuentran con ataques
- 3 de 4 compañías no tienen políticas de seguridad
- 1 de 4 compañías utilizan servicios administrados de seguridad.

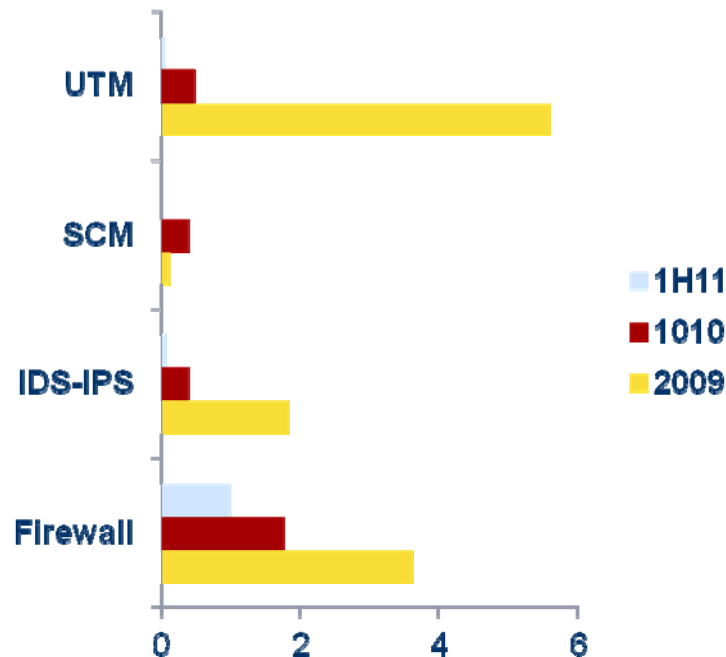


# Situación de Venezuela en Software y Hardware



TOP Vendors: Symantec, McAfee, IBM

2H09 : 4,9 1H10 : 4,0 2H10: 5,1 1H11:4,9



Top Vendors: Cisco

2009 : 5,94 2010: 3,31 1H11: 1,1

**Por favor enviar sus  
comentarios a:  
[jgil@idc.com.ve](mailto:jgil@idc.com.ve)**



